

A WHOLE NEW PERSPECTIVE

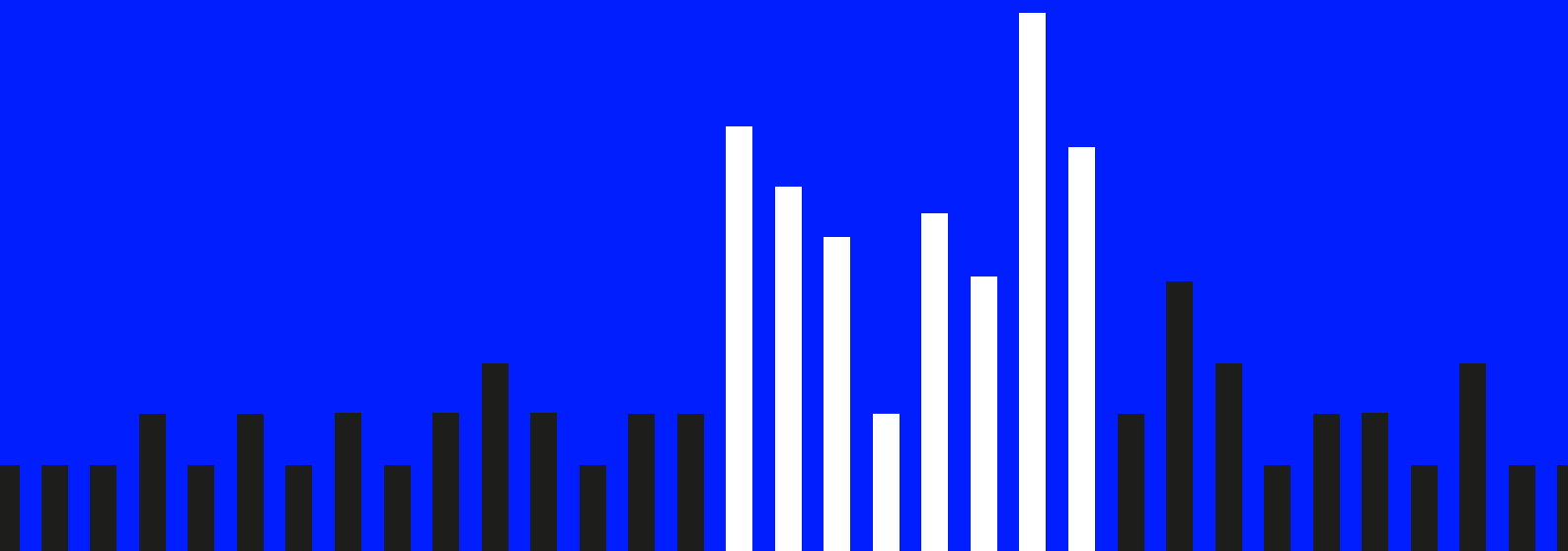
Refinitiv's China data

REFINITIVTM

DATA IS JUST
THE BEGINNING



China has grown over the last two decades to become the world's second largest economy. Refinitiv is well positioned to provide invaluable market data on China, as our financial platforms have expanded along with this burgeoning economy. Our market-leading coverage ensures we can help to navigate through the opportunities and risks this region is now presenting, depending on your market focus.



MARKETS

We have a wealth of data on the Chinese markets for investment, insight and research purposes.

This data can be managed and analyzed through our platforms; viewed from an aggregate level via sectors and industries; or viewed down to a company level, via stock profiling, business fundamentals, event/filing transcripts, ESG governance data, ownership and company financials.

The widest asset class coverage means our platforms are connected to the major exchanges offering real-time and historical instrument pricing.

REGION

Refinitiv has extensive macroeconomic provincial-, county- and city-level data that is sourced from a combination of extensive local and well established international sources, some unique to Refinitiv.

These data sources become more pivotal as China moves towards one of the world's largest consumer economies within the G20. Monitor the population without in-country bias, with our China specialists, Fathom Consulting, skilled in normalizing data from our 1,550+ sources offering fresh insight on official statistics.

OPPORTUNISTIC

We can help monitor specific investment projects in China; get access to unparalleled coverage of financing deals and primary capital markets; get a better understanding of where to invest; secure accurate, up-to-date country risk ratings; evaluate lending and securitization; identify deals; and de-risk investment exposure.

One of the ways we have done this is by partnering our data platforms with our technology expertise to build the Belt and Road Initiative (BRI) interactive investment map, for detailed discovery for project intelligence and financing data.



WHY REFINITIV?

1

China coverage, unique content sets and sizes only available through our platforms

2

Extensive range of tools and technology to provide access to this content (Eikon, Datastream® and feeds)

3

Asset class coverage and the largest range of market instruments

4

Unmatched global peer business fundamentals, to appropriately benchmark chinese companies



Datastream has the most comprehensive global financial historical time series, with market-leading charting capabilities integrated with Microsoft® Office, used by renowned economists, strategists and research communities.

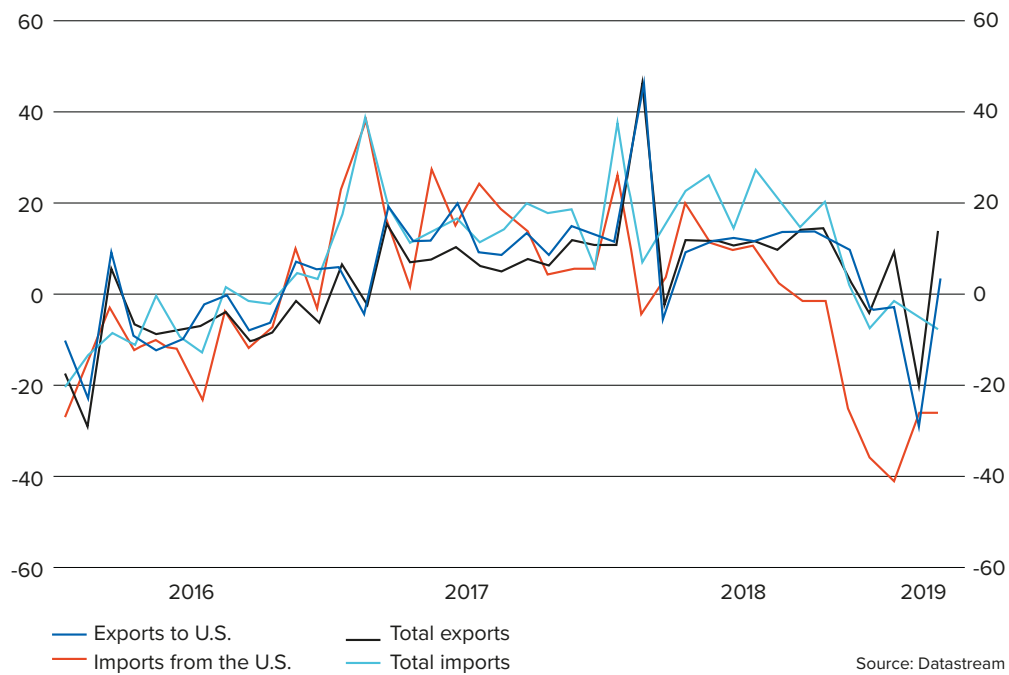
MACROECONOMICS

Over the last two years, China's growth has been extraordinary. In terms of GDP, China is second only to the United States and it is catching up. Explore Refinitiv's increased coverage of China economic data to gain an analytical advantage.

- Choose between 350,000+ series direct from over 120 sources including China's National Bureau of Statistics, China Customs, The Peoples Bank of China and many more
- Get detailed coverage of the 22 core and growth industries for the region
- Access leading international data sets from global organizations such as OECD, IMF, World Bank, Oxford Economics
- Use expert China forecasts from specialist international organizations such as Oxford Economics, EIU, Consensus Economics and Reuters Polls
- Get unique insights from our specialist China macroeconomic partner, Fathom Consultants, and access a large variety of proprietary China indicators including: China Momentum Indicator, China Exposure Index, Sovereign Fragility Index, Financial Vulnerability Indicator

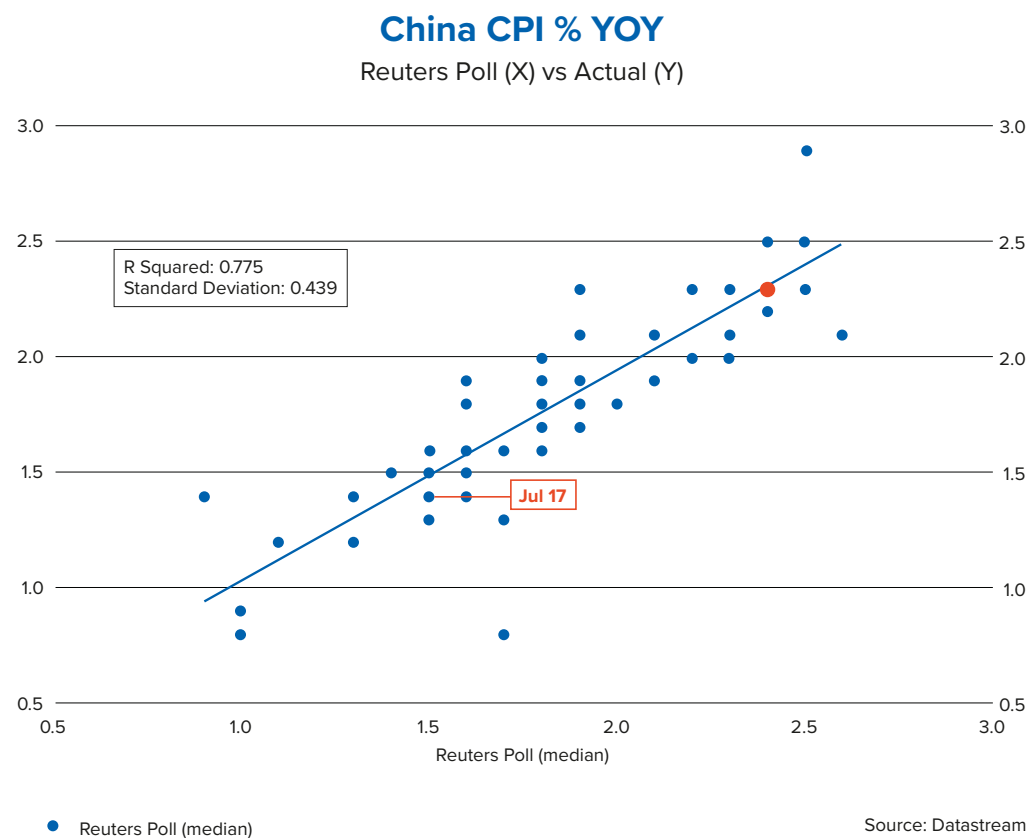
CHINA EXPORTS TO U.S. AND IMPORTS FROM U.S.

Twelve-month percentage changes




CHINA CPI % YOY

Reuters Poll (X) vs Actual (Y)



EIKON PLATFORM AND FEEDS

Coverage of real-time equities, fixed income and commodities from the major Chinese exchanges, with our own China Price Discovery feature to improve navigation across asset classes and content.



CONNECTED TO MAJOR CROSS BORDER EXCHANGES:

Shanghai-Hong Kong Connect

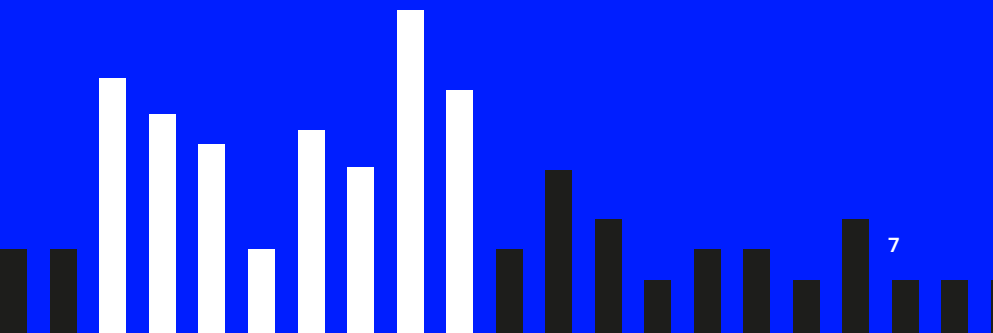
Shenzhen-Hong Kong Connect

Dalian Commodity Exchange (DLC)

Zhengzhou Commodity Exchange (ZHC)

Shanghai International Energy Exchange (INE)

London-Shanghai Connect (Launching soon)



REGION

REGION

OVERVIEW

PROCESSED INCOME

SWAPS

SPREAD

FOREIGN EXCHANGE

RMB EXCHANGE RATE

		Bid	Ask	Net Chg	% Chg	Contributor	Exchange	% YTD
#	CNY	6.9041	6.9071	-0.0097	-0.14 %	DBSC CN	SHA	
#	CNY	6.9279	6.9285	-0.0043	-0.06 %	Raiffeisen	MOW	0.70 %

USD / CNY FORWARD SWAP

CENTRAL PARITY RATE

Tenor	Bid	Ask	Contributor	Name	Last	Date
0M	-1.35	-0.77	BOC	CNY	6.8990	30-May-2019
1M	-0.50	-0.06	SPOB SHA			
3M	-0.72	-0.63	BOC			
1M	-1.86	-0.86	BNP SH			
1M	2.50	3.06	BTMU SH			
2M	7.47	12.47	BNP SH			
3M	13.50	21.50	BNP SH			
6M	60.00	62.00	BOC			
9M	134.62	134.62	BNP SH			
1Y	208.30	214.10	BOC			
12M	345.00	890.00	ICBC CHINA			
2Y	686.00	706.00	BOC			
2Y	1,454.39	1,470.01	BOC			
5Y						

FX SPOT

Currency	Bid	Ask	Net Chg
EUR	1.1133	1.1136	+0.0004
GBP	1.2624	1.2628	-0.0001
JPY	109.7200	109.7500	+0.14
CAD	1.3501	1.3506	-0.0018
AUD	0.6930	0.6932	+0.0013
CHF	1.0092	1.0093	+0.0017

RMB INDICES

Index	Last	Pct Chg
CFETS RMB	93.61	
BIS CNY		

BENCHMARK BONDS

TREASURY BONDS

Tenor	Bid Yld	Ask Yld	Net Chg	ALLQ
3Y	2.9460	2.8890	-0.029	
5Y	3.1170	3.0600	-0.011	
7Y	3.3470	3.3050	-0.014	
10Y	3.3230	3.2570	-0.005	

POLICY BANK BONDS

Tenor	Bid Yld	Ask Yld	Net Chg	ALLQ
3Y	3.268	3.168	-0.022	
5Y	3.595	3.585	0	
7Y	3.850	3.825	+0.019	
10Y	3.746	3.671	-0.006	

AAA MTN

Tenor	Bid Yld	Ask Yld	Net Chg	ALLQ
3Y	3.930	3.830	+0.04	
5Y	4.120	4.020		

EQUITY INDICES

SSE COMP
SZ COMP IDX
DJ IND AVERG
#N/P
S&P 50 INDEX
HANG INDEX
NIKKEI INDEX
FTSE 1 INDEX

COMMODITIES

PRECIOUS METALS

FX/Money Market: Coverage for FX spots and crosses, forwards, options, FRAs, deposits. Tick-by-tick and snapshot data from China Foreign Exchange Trade System (CFETS). Interdealer Brokers' data including TP ICAP, CFETS-NEX, Ping An Tradition, BGC and Nittan.

Equities: Across real-time exchanges in excess of 3.7k stocks offering live pricing data.

Fixed Income: Over 30k live bonds listed on China Interbank Market, Shanghai Stock Exchange and Shenzhen Stock Exchange, and Private Placement Notes. Bond settlement pricings, bond indices, bond valuation and yield curves from China Central Depository & Clearing Co. Ltd. (CCDC), China Foreign Exchange Trade System (CFETS) and Shanghai Clearing House (SHCH).

Commodities: Extensive coverage for agriculture, metals, power and energy data as available from several local and international sources (e.g., Dalian Commodity Exchange, Zhengzhou Commodity Exchange, Shanghai Futures Exchange, INE, SGE, Antaika, COFEED, JCI, Custeel, SHMET, SMM)

Environmental, Social and Governance (ESG): Coverage for 370+ active Chinese companies available with peer view and as standardized reports, including resources use, emissions, innovation, ESG controversies score and many others.

Capitalize on our wealth of data and open platforms for pre-trade insight, market analysis and portfolio management

Deals: Market-leading league tables and transaction data covering M&A (over 1m transactions), debt (about 800k issues), equity (about 270k issues) and loans (about 275k issues).

Public and Private: Data on 320k companies offering screening capability for some 96k private companies out, of our broader universe of over 1.4 million private companies worldwide.

Fundamentals*: We provide as-reported and standardized financials data for 11.3k active Chinese companies.

Officers and Directors*: Comprehensive coverage with excellent depth on all China-listed companies over 3.5k public and 3k private companies, which includes nearly 48k active and 46k inactive officers.

Earnings Estimates: Coverage globally with strong and growing coverage of Chinese companies, from leading global and domestic brokers, covers over 3.5k Chinese companies.

Events: Competitive coverage of most-watched Chinese companies' corporate earnings events, conference calls, transcripts, guidance covering actively over 4k companies.

Corporate Actions: Deep coverage of all corporate actions types for all listed equities on Shanghai and Shenzhen exchanges (over 3.5k companies).

Historical Time Series: Complete intraday and end of day pricing for equities, commodities, futures and options.

Fund Lipper® Data*: Excellent coverage on just over 7k China-based funds with pricing and performance data, and over 2.3k funds with full holdings data.

In addition, we provide deep market coverage for the Chinese market on Private Equity, Ownership, Research (Aftermarket and Real-time), Filings*, Business Intelligence*, Institutional Profiles.

*Denotes that content (or portion of the content) is also available in Chinese language

BELT AND ROAD INITIATIVE (BRI)

The immense scale of Belt and Road Initiative presents a unique set of opportunities – and risks – for global investors. The unprecedented creation of new ports, airports, roads and railroads in key developing countries will dramatically reduce the cost of trade and increase the ease of doing business in these areas, transforming connections between Asia and the rest of the world and opening up investment areas in key economic sectors.

The BRI Connect solution helps to put our clients at the forefront of this project. Its ease of screening through deals and projects makes a more engaging way of discovering opportunities. Our broader parameters of BRI projects gives us a more comprehensive database. We cover:

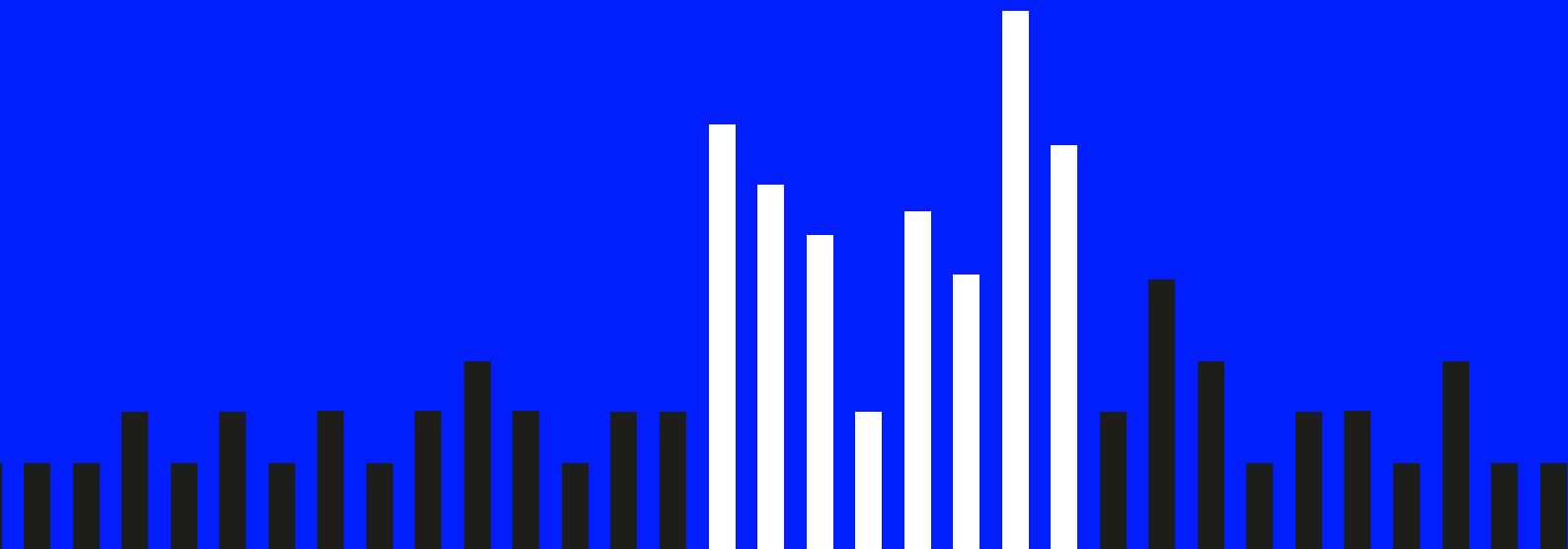
- \$3.7 trillion related to infrastructure investments across industries
- Across more than 100 countries (including 84 signed BRI MOU countries)
- Covers over 2,600 projects
- Covers over 3,500 organizations involved in BRI projects

The interactive map is the physical tool for filtering and drilling down to a more granular basis around investments. Get various views and explore projects, for example, along economic corridors or by delivery schedule and bidders.

Discover our BRI app to assess risks and rewards of this project



Unique content
sets and sizes only
available through
our platforms.



Visit refinitiv.com